



**PROSPEROUS AND  
ATTRACTIVE BOROUGH  
OVERVIEW AND SCRUTINY  
COMMITTEE**

Tuesday,  
8 July 2008  
10.00 a.m.

Council Chamber,  
Council Offices  
Spennymoor

**AGENDA**  
and  
**REPORTS**



**This document is also available in other languages,  
large print and audio format upon request**

**العربية (Arabic)**

إذا أردت المعلومات بلغة أخرى أو بطريقة أخرى، نرجو أن تطلب ذلك منا.

**বাংলা (Bengali)**

যদি আপনি এই ডকুমেন্ট অন্য ভাষায় বা ফরমেটে চান, তাহলে দয়া করে আমাদেরকে বলুন।

**(中文 (繁體字)) (Cantonese)**

如欲索取以另一語文印製或另一格式製作的資料，請與我們聯絡。

**हिन्दी (Hindi)**

यदि आपको सूचना किसी अन्य भाषा या अन्य रूप में चाहिये तो कृपया हमसे कहे

**polski (Polish)**

Jeżeli chcieliby Państwo uzyskać informacje w innym języku lub w innym formacie, prosimy dać nam znać.

**ਪੰਜਾਬੀ (Punjabi)**

ਜੇ ਇਹ ਜਾਣਕਾਰੀ ਤੁਹਾਨੂੰ ਕਿਸੇ ਹੋਰ ਭਾਸ਼ਾ ਵਿਚ ਜਾਂ ਕਿਸੇ ਹੋਰ ਰੂਪ ਵਿਚ ਚਾਹੀਦੀ, ਤਾਂ ਇਹ ਸਾਥੋਂ ਮੰਗ ਲਓ।

**Español (Spanish)**

Póngase en contacto con nosotros si desea recibir información en otro idioma o formato.

**اردو (Urdu)**

اگر آپ کو معلومات کسی دیگر زبان یا دیگر شکل میں درکار ہوں تو برائے مہربانی ہم سے پوچھئے۔

**AGENDA**

**1. APOLOGIES**

**2. DECLARATIONS OF INTEREST**

To notify the Chairman of any items that appear later in the agenda in which you may have an interest.

**3. MINUTES**

To confirm as a correct record the Minutes of the meeting held on 29<sup>th</sup> April 2008 (Pages 1 - 4)

**4. PERFORMANCE UPDATE REPORT - QUARTER 4 2007/2008 (APRIL 2007 - END MARCH 2008)**

To consider the attached report. (Pages 5 - 16)

**5. WORK PROGRAMME**

To consider the attached report of Chairman of the Committee. (Pages 17 - 20)

**6. ANY OTHER ITEMS WHICH THE CHAIRMAN DECIDES ARE URGENT**

Members are respectfully requested to give the Chief Executive notice of items they would wish to raise under the heading not later than 12 noon on the day preceding the meeting, in order that consultation may take place with the Chairman who will determine whether the item will be accepted.

**B. Allen  
Chief Executive**

**Council Offices  
SPENNYMOOR**

Councillor G.C. Gray (Chairman)  
Councillor B. Lamb (Vice Chairman)

Councillors Mrs. L. M.G. Cuthbertson, P. Gittins J.P., D.M. Hancock, Mrs. I. Hewitson, G.M.R. Howe, Mrs. S. J. Iveson, Mrs. E. Maddison, Mrs. E.M. Paylor, A. Smith and B. Stephens.

**ACCESS TO INFORMATION**

Any person wishing to exercise the right of inspection etc. in relation to this agenda and associated papers should contact Liz North 01388 816166 ext 4237 email: [enorth@sedgefield.gov.uk](mailto:enorth@sedgefield.gov.uk)

This page is intentionally left blank

# Item 3

## SEDGEFIELD BOROUGH COUNCIL

### PROSPEROUS AND ATTRACTIVE BOROUGH OVERVIEW AND SCRUTINY COMMITTEE

Council Chamber,  
Council Offices  
Spennymoor

Tuesday,  
29 April 2008

Time: 10.00 a.m.

**Present:** Councillor G.C. Gray (Chairman) and  
Councillors Mrs. L. M.G. Cuthbertson, P. Gittins J.P., Mrs. I. Hewitson,  
A. Smith and B. Stephens

**In Attendance:** Councillors A. Gray, Ms. I. Jackson and Mrs. E.M. Paylor

**Apologies:** Councillors D.M. Hancock, G.M.R. Howe, B. Lamb, Mrs. E. Maddison,  
J. Robinson J.P and A. Warburton

#### **P&A.37/07 DECLARATIONS OF INTEREST**

No declarations of interest were received.

#### **P&A.38/07 MINUTES**

The Minutes of the meeting held on 11<sup>th</sup> March 2008 were confirmed as a correct record and signed by the Chairman.

#### **P&A.39/07 SEDGEFIELD BOROUGH COUNCIL'S CLIMATE CHANGE STRATEGY - 6 MONTH UPDATE**

Consideration was given to a report of the Director of Neighbourhood Services (for copy see file of Minutes) in relation to Sedgefield Borough Council's Climate Change Strategy.

It was explained that Stephen McDonald, Energy Officer, was at the meeting to give a presentation in relation to progress being made on the Council's Climate Change Strategy and to answer any questions. (For copy of presentation see file of Minutes).

The Committee was reminded that the Climate Change Strategy had been examined by the Committee at its meeting in July 2007 when it was agreed that a six month update report would be delivered following Cabinet approval of the Strategy. This approval was obtained in October 2007.

The report detailed how the Council was meeting the key actions outlined in the Strategy and progress towards fulfilling the overall aim of an annual 3% reduction of CO<sub>2</sub> emissions.

It was explained that the report focused on steps departments were making to ensure that they were on track to deliver the actions within the Strategy, the identification of barriers and constraints to the successful

delivery of actions and steps which were in place to achieve the actions in 2008/9. It was noted that since the previous report there had been a rationalisation of service delivery and some actions had been removed which would not be achieved bearing in mind timescales and Local Government Review.

The objectives of the Strategy were outlined.

Achievements in relation to reaching objectives on the following areas included:

#### **Development and Planning**

Upholding the 10% embedded renewable energy policy for all new developments over 1,000 sq.mts. in the Borough, and the provision of sustainable construction advice

#### **Public Buildings and Consumption of Natural Resources**

ICT energy saving measures; the purchase of variable speed drive; energy management, and a new recycling contract had been put in place.

#### **Housing**

The delivery of heating and installation projects with partners; improved energy efficiencies within Group Repair Schemes and the installation of replacement boilers with more energy efficient ones within Council houses.

#### **Greenspace and Biodiversity**

Planting and maintenance regime which reduced the requirement for plant watering and the development of a greenspace strategy which would help to identify partnerships and resources required for implementation.

#### **Transport**

It was noted that with regard to the reduction of emissions from the Council's own fleet, the action had been affected by the implications of Local Government Re-organisation and reprioritisation of workload.

#### **Sustainable Procurement Objective**

The introduction of an electronic tendering system and a new agreement regarding the purchase of electricity.

#### **Awareness Raising**

Articles had been published regarding more sustainable lifestyles and a range of publicity had been purchased and distributed.

It was noted that there had been gaps in delivery because of Local Government Re-organisation and timescales. However, progress was being made in relation to development and planning, awareness raising and housing.

During discussion of this item reference was made to renewable energy and in particular a feasibility study which had been undertaken on Council's buildings to assess the suitability for renewable energy. It was

explained that the targets set in the feasibility study had been set in 2007 with a timescale set of 2009. The targets had been set before Local Government Review.

A query was also raised regarding Sustainable Urban Drainage Systems, which it was explained was a special surface designed to sustainably manage surface water run-off in new developments.

- AGREED :*
1. *That the Committee is satisfied with progress in relation to the Council's Climate Change Strategy.*
  2. *That a further update report be presented to a future meeting of the Committee.*

## **P&A.40/07 LOCAL IMPROVEMENT PROGRAMME – PROGRESS UPDATE**

Andrew Megginson, Capital Project Manager, was present at the meeting to outline progress in relation to the Local Improvement Programme (LIP). (For copy see file of Minutes).

The Committee was reminded that in January 2008 the Committee had considered a presentation in relation to the Local Improvement Programme when it was agreed that a three month update be given.

Members were reminded of the background to the Programme and the allocations which were on an Area Forum basis and the criteria which allocations had to meet.

The issues which were raised at the meeting in January were also identified and included:

- Current performance
- Timescale of project delivery
- Impact of LIP schemes
- Match Funding secured against LIP monies
- Differing levels of activity across Borough
- Consideration of a “cut off” date for new applications
- Issues facing applicants, quotes process, external timescales

Since that time it was noted that there had been a marked increase in project activity with approximately a third of Local Improvement Programme projects submitted within the past six months. There had also been good press coverage of the scheme and an increase in Member involvement within areas and an increase in project activity in Shildon and Newton Aycliffe.

Consideration was also given to a cut-off date for the Programme. It was explained that the Programme was due to finish in March 2009. A date needed to be agreed to allow schemes to be assessed taking into account average turnaround times, Area Forum dates and other factors. Cabinet would consider an appropriate date. That date would then need to be communicated via press/information articles and engagement with Area Forums.

During discussion of this item, a query was raised regarding the types of applications which had been received and whether there was a variation. It was explained that because of the criteria there were a lot of similarities with the schemes relating mainly to refurbishment of existing buildings and outdoor play areas/public space improvements.

The LIP Team also highlighted an increase in the amount of requests to fund new build proposals.

*AGREED : That the Committee is satisfied with progress in relation to the Local Improvement Programme.*

## **P&A.41/07 WORK PROGRAMME**

Consideration was given to the Committee's Work Programme. (For copy see file of Minutes).

It was explained that nominations were requested for the two Review Groups for each Scrutiny Review Groups relating to this Committee. Scoping meetings would be held towards the end of May.

Reference was also made to a visit to the training facility in Spennymoor which was to be arranged.

*AGREED :*

- 1. That the Committees Work Programme be approved.*
- 2. That a further update on the Climate Change Strategy be included in the Work Programme.*

### **ACCESS TO INFORMATION**

---

Any person wishing to exercise the right of inspection, etc., in relation to these Minutes and associated papers should contact Liz North 01388 816166 ext 4237 email: enorth@sedgefield.gov.uk



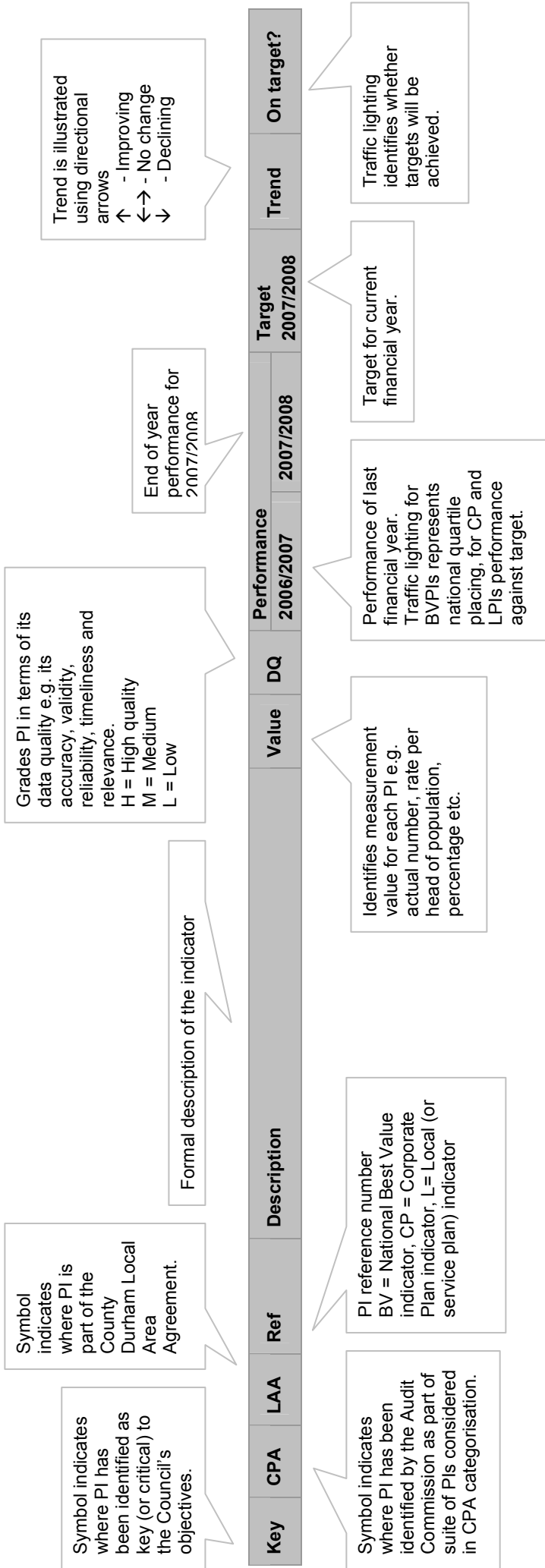


**PROSPEROUS AND ATTRACTIVE BOROUGH OVERVIEW AND SCRUTINY  
COMMITTEE  
PERFORMANCE UPDATE REPORT  
2007/2008 OUTTURNS (START APRIL 2007- END MARCH 2008)**

Strategy and Regeneration  
Chief Executive's Department  
Sedgefield Borough Council  
(01388) 816166  
[www.sedgefield.gov.uk](http://www.sedgefield.gov.uk)  
Contact: [pstephens@sedgefield.gov.uk](mailto:pstephens@sedgefield.gov.uk)



# COLUMNS OF THIS REPORT EXPLAINED



# SUMMARY

## Purpose of this report

This is the 2007/2008 end of year performance report, covering the period from the 01 April 2007 to 31 March 2008.

The report provides data on 71 performance indicators. 14 performance indicators are rated key to the Council's aims and objectives, 9 are used in the performance assessment element of Comprehensive Performance Assessment and 3 are monitored through the Local Area Agreement.

Whilst providing a full summary of performance, this is essentially an exception report, drawing attention to where performance is off (or significantly above) target to promote discussion and action. A summary of the key points is set out below.

## Prosperous Borough

Performance on economy-related indicators has improved. The reconfigured economic development section met all of its annual targets around enterprise and entrepreneurship; although there has been mixed performance on training. The performance of the Benefits section remains very high in comparison to the national average and is in line with the highest Government standards.

## Attractive Borough

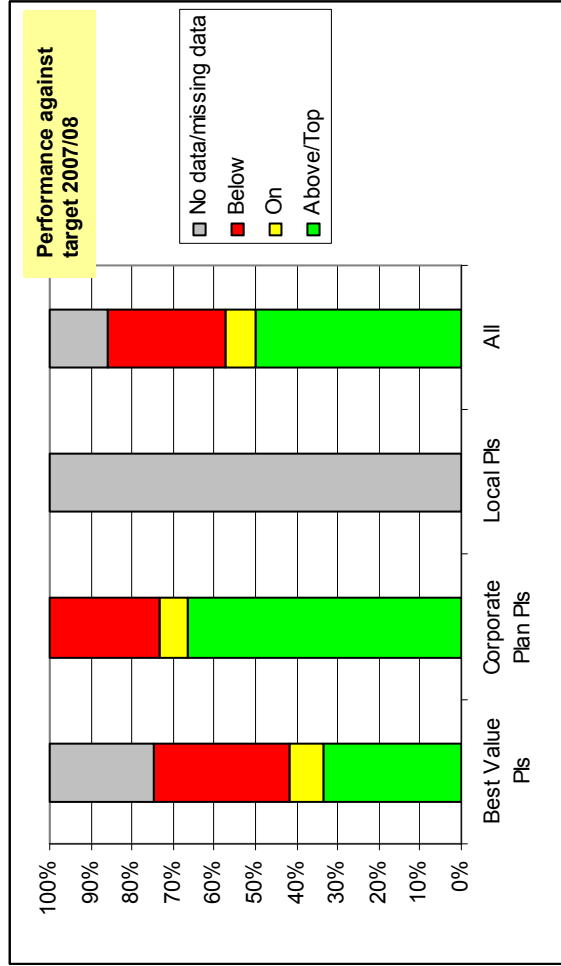
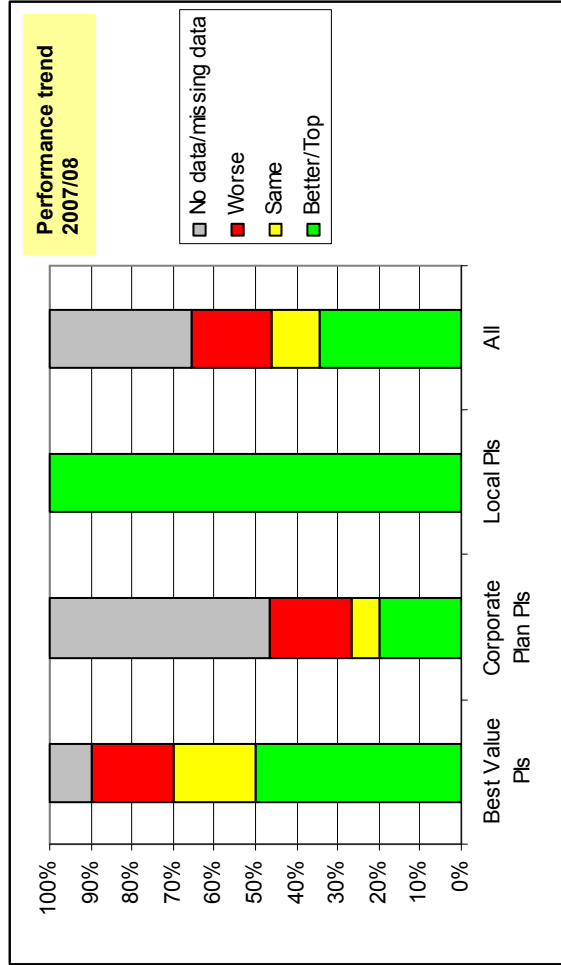
There has been a mixed picture on indicators relating to environmental quality. Issues remain around the overall performance of the planning service (although this has shown some improvement) and external factors have adversely affected performance on waste and street cleanliness indicators. Performance on indicators relating to Locomotion and overall participation in cultural activities remains strong.

# PROSPEROUS BOROUGH

## 2007/08 Performance

Of 28 Prosperous indicators, 9 have demonstrated improved performance against 2006/2007 actual outturns, 3 are performing at the same level and 5 are performing at a worse level. 14 indicators have achieved their 2007/2008 targets, 2 were on target and 8 were off target. Narrative for the 'exception indicators' is included in the table overleaf.

Indicator type	Total No.	QUARTILE				TREND				TARGET			
		Top		Bottom		Better/Top	Same	Worse	No data/missing data	Above/Top	On	Below	No data/missing data
		Average	Above Below	Average	Below								
Best Value PIs	12	4	1	0	0	5	2	2	7	4	1	4	3
Corporate Plan PIs	15	Not applicable				3	1	3	8	10	1	4	0
Local PIs	1	Not applicable				1	0	0	0	0	0	0	1
All	28	4	1	0	0	9	3	5	9	14	2	8	4



Key	CPA	LAA	Ref	Description	Value	DQ	Performance		Target	Trend	On target?	
							2006/2007	2007/2008				
<b>Objective: Improved business and employment opportunities</b>												
			CPP01	Value of tourism industry within Sedgefield Borough	£	M	NA	£73.03m	£45.5m	N/A	Yes	
			CPP02	Percentage of industrial property let	%	H	91%	98%	90%	↑	Yes	
			CPP03	Percentage of rent reviews/lease renewals	%	H	97%	96%	98%	↓	No	
				<b>Explanation:</b> - Performing 2% under target. A total of 68 rent reviews and lease renewals were due during the financial year 2007/08. Of these, all except 3 rent reviews were completed either before or on the due date. The 3 cases where the target was missed involved properties let to Bells Stores Limited part of the Sainsbury's Supermarket Group. At the time of the rent reviews Sainsbury's were reviewing their 'Local Stores' portfolio and gave little priority to rent reviews. Subsequently a number of Council properties let to the Group have been assigned and that all 3 rent reviews have now satisfactorily completed. Unfortunately the law dictates that 'time is not of the essence' in rent reviews and therefore other than appoint an independent expert, at significant cost to the Council, all that can be done is to endeavour to achieve increased rents for Council properties by the due date, is to incessantly negotiate with the tenant or their representative.								
			CPP20	Percentage of young people who are undertaking Entry to Employment Programme (with SBC) who progress onto a positive outcome	%	H	55%	68%	60%	↑	Yes	
			CPP30	Number of people benefiting from enterprise coaching on a 1-1 basis through the Council's Enterprise in Deprived Communities programme	No.	H	New PI for 2007/08	306	100	-	Yes	
			CPP31	Number of new start businesses registering with the Inland Revenue as a result of support received through the Enterprise in Deprived Communities programme	No.	H	New PI for 2007/08	107	30	-	Yes	
			CPP32	Number of businesses actively participating in Your Business Forum Steering Group	No.	H	New PI for 2007/08	25	20	-	Yes	
			CPP33	Number of new clients using revised Shildon Business Centre offer	No.	H	New PI for 2007/08	8	20	-	Yes	
			CPP34	Number of businesses attending Your Business Forum workshops	No.	H	New PI for 2007/08	259	75	-	Yes	
			CPP35	Number of people benefiting from grants awarded through the Enterprise in Deprived Communities programme	No.	H	New PI for 2007/08	92	30	-	Yes	
			CPP17	Percentage of unemployed adults undertaking training with SBC who gain employment	%	H	30%	30%	30%	↔	Yes	

N/A – Not applicable

Key	CPA	LAA	Ref	Description	Value	DQ	Performance		Target	Trend	On target?
							2006/2007	2007/2008			
<b>Objective: Increased skills levels of local people</b>											
			CPP23	Overall success rate of young people who have completed an apprenticeship programme with Sedgfield Borough Council	%	H	80%	69.66%	70%	↓	Yes
			CPP24	Timely success rate of young people who have completed an apprenticeship programme with Sedgfield Borough Council	%	H	42%	37.23%	50%	↓	No
				<b>Explanation:</b> - Performing 12.77% under target. Construction Training programmes contributed 46.77% of the success rate (CP P23), however only contributed 17.44% of the Timely Success. This is due to the nature of the Occupational Area and the difficulty for the employer to maintain a sufficient workload (weather conditions and current economic climate of the sector) for apprentices to constantly gather evidence towards their respective NVQs.							
<input checked="" type="checkbox"/>			CPP29	Number people achieving NVQ Level 2 through Train 2 Gain	No.	H	N/A	53	72	-	No
				<b>Explanation:</b> - Performing 19 Level 2 NVQs under target. Training routes being used proved inadequate to deliver and achieve qualifications on a timely basis. The 'Experienced Worker Route' is now being used with better results.							
<b>Objective: Reduced social exclusion</b>											
			BV076 (b)	Number of fraud investigators per 1,000 caseload	No.	H	0.18	0.18	0.18	↔	Yes
			BV076 (c)	Number of fraud investigations per 1,000 caseload	No.	H	52.23	45.32	55	↓	No
				<b>Explanation:</b> - Performing 6.91 investigations below target. Fewer investigations were carried out because of long-term employee sickness. Also, the Government stopped referrals and other transfer of data following the loss of their child benefit data.							
			BV076 (d)	Number of prosecutions and sanctions per 1,000 caseload	No.	H	3.93	7.61	4.50	↑	Yes
<input checked="" type="checkbox"/>			BV078 (a)	Speed of processing [average time for all new claims]	Days	H	20.7	20.8	18.00	↓	No
				<b>Explanation:</b> - Performing 2.8 days under target but performance is within the Government's top Grade 4. Efforts have been concentrated on taking the Service to the customer.							
			BV078 (b)	Speed of processing [average time for a change]	Days	H	11.88	9.61	9.00	↑	No
			BV079 (a)	Accuracy of processing [percentage of cases calculating correct benefit due]	%	H	99.80%	100%	99.50%	↑	Yes
			BV079 (b) [i]	The amount of Housing Benefit overpayments (HB) recovered during the period being reported on as a percentage of HB deemed recoverable overpayments during that period	%	H	79.49%	96.84%	81.00%	↑	Yes

Key	CPA	LAA	Ref	Description	Value	DQ	Performance		Target	Trend	On target?
							2006/2007	2007/2008			
<b>Objective: Reduced social exclusion</b>											
			BV079 (b) [ii]	HB overpayments recovered during the period as a percentage of the total amount of HB overpayment debt outstanding at the start of the period plus amount of HB overpayments identified during the period	%	H	42.42%	44.63%	45.00%	↑	No
			BV079 (b) [iii]	Housing Benefit (HB) overpayments written off during the period as a percentage of the total amount of HB overpayment debt outstanding at the start of the period, plus amount of HB overpayments identified during the period	%	H	5.16%	1.91%	4.80%	↑	Yes
			BV226 (a)	Total amount spent by the Local Authority on Advice and Guidance services provided by external organisations	£	H	£446,618.62	1,032,687.57	TBE	↑	-
			BV226 (b)	Percentage of monies spent on advice and guidance services provision which was given to organisations holding the CLS Quality Mark at 'General Help' level and above	%	H	34%	N/A	TBE	-	-
			BV226 (c)	Total amount spent on Advice and Guidance in the areas of housing, welfare benefits and consumer matters which is provided directly by the authority to the public	£	H	£134,811	£134,811.06	TBE	↔	-
			CPP26	Number of groups receiving financial assistance through Local Improvement Programme	No.	H	13	16	18	↑	No
			LPI27	<b>Explanation:</b> - Target narrowly missed by 2 projects. There have been 5 project approvals between April and May 2008, and 10 projects which have been endorsed by Area Forums but await a decision from Management Team and Cabinet.	No.	H	15,796	15,903	TBE	↑	N/A
				Number of concessionary travel permits issued in accordance with agreed criteria	No.	H	15,796	15,903	TBE	↑	N/A

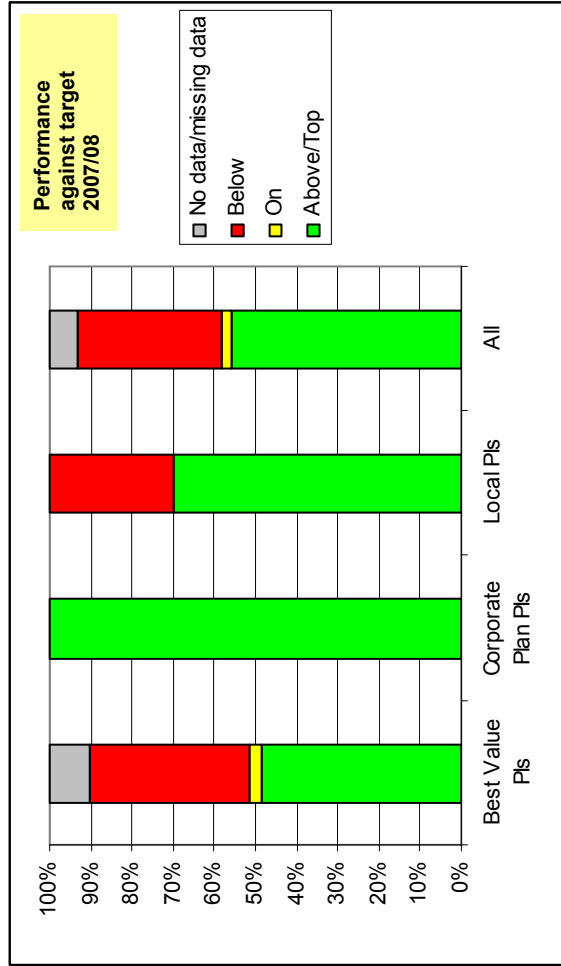
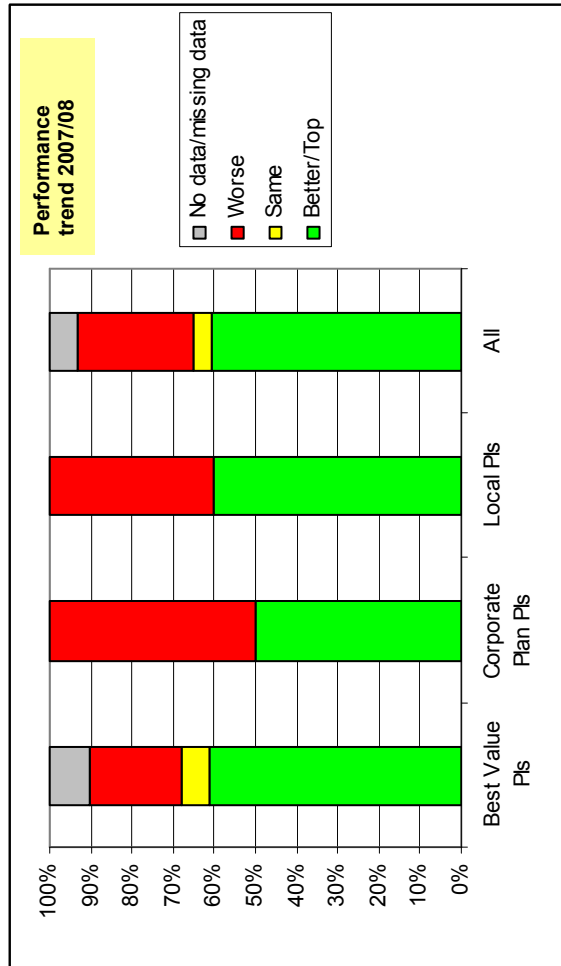
N/A Not applicable  
TBE To be established

# ATTRACTIVE BOROUGH

## 2007/08 Performance

Of 43 indicators, 24 have demonstrated improved performance against 2006/2007 actual outturns, 2 have performed at the same level and 13 have performed at a worse level. 23 indicators have performed above the 2007/2008 targets, 1 has ended on target and 15 were under target. Narrative for the 'exception indicators' is included in the table overleaf.

Indicator type	Total No.	QUARTILE				TREND				TARGET				
		Top	Average		Bottom	No data/missing data	Better/Top	Same	Worse	No data/missing data	Above/Top	On	Below	No data/missing data
			Above	Below										
Best Value PIs	31	10	5	5	4	6	19	2	7	3	15	1	12	3
Corporate Plan PIs	2	Not applicable					1	0	1	0	2	0	0	0
Local PIs	10	Not applicable					6	0	4	0	7	0	3	0
All	43	10	5	5	4	6	26	2	12	3	24	1	15	3





Key	CPA	LAA	Ref	Description	Value	DQ	Performance		Target 2007/2008	Trend	On target?
							2006/2007	2007/2008			
<b>Objective: A cleaner, greener, sustainable environment</b>											
<input checked="" type="checkbox"/>	<input checked="" type="checkbox"/>	<input checked="" type="checkbox"/>	BV082 (a+b)	Percentage of the total tonnage of household waste arisings that have been recycled and/or composted	%	H	25.27%	18.57%*	26.00%	↓	No
			BV082 (ai)	Percentage of the total tonnage of household waste arisings that have been recycled	%	H	15.69%	17.25%*	16.3%	↑	Yes
			BV082 (aii)	Total tonnage of household waste arising which have been sent to the Authority for recycling	Tonnes	H	5701.42	6140.84*	6100.00	↑	No
			BV082 (bi)	Percentage of the total tonnage of household waste arisings that have been composted	%	H	9.58%	1.32%*	9.50%	↓	No
			BV082 (bii)	The tonnage of household waste sent by the Authority for composting or treatment by anaerobic digestion	Tonnes	H	3481.41	469.48*	3500	↓	No
	<input checked="" type="checkbox"/>		BV084 (a)	Kilograms of household waste collected per head	Kg	H	417	405*	422	↑	Yes
<input checked="" type="checkbox"/>			BV084 (b)	Percentage change from the previous financial year in the number of kilograms of household waste collected per head	%	H	-8.20%	-2.88%	1.20%	↑	Yes
			BV086	Cost of waste collection per household	£	H	£38.83	£35.73	£38.35	↑	Yes
	<input checked="" type="checkbox"/>		BV091 (a)	Percentage of population served by kerbside collection of recyclables	%	H	100%	100%	100%	↑	Yes
			BV091 (b)	Percentage of households resident in the authority's area served by kerbside collection of at least two recyclables	%	H	100%	100%	100%	↑	Yes
<input checked="" type="checkbox"/>	<input checked="" type="checkbox"/>	<input checked="" type="checkbox"/>	BV199 (a)	Percentage of relevant land and highways that are assessed as having combined deposits of litter and detritus that fall below an acceptable level	%	M	9%	15%	8.50%	↓	No
<b>Explanation:</b> - Performing 6.5% under target. It is believed this figure is not an accurate reflection of the position due to issues with the final quarter inspection. A verbal update will be provided at the meeting.											

N/A – Not applicable

\* A verbal update will be provided at the meeting.

Key	CPA	LAA	Ref	Description	Value	DQ	Performance		Trend	On target?	
							2006/2007	2007/2008			
<b>Objective: A cleaner, greener, sustainable environment</b>											
			BV199 (b)	Percentage of relevant land and highways from which unacceptable levels of graffiti are visible	%	M	0%	2%	1%	↓	No
				<b>Explanation:</b> - Performing 1% under target. It is believed this figure is not an accurate reflection of the position due to issues with the final quarter inspection. A verbal update will be provided at the meeting.							
			BV199 (c)	Percentage of relevant land and highways from which unacceptable levels of fly-posting are visible	%	M	0%	0%	0%	↑	Yes
			BV218 (a)	Percentage of new reports of abandoned vehicles investigated within 24 hours of notification	%	H	100%	100%	95%	↑	Yes
<input checked="" type="checkbox"/>			BV218 (b)	Percentage of abandoned vehicles removed within 24 hours from the point at which the Authority is legally entitled to remove the vehicle	%	H	96.70%	100%	95%	↑	Yes
			BV219 (b)	Percentage of conservation areas in the local authority area with an up-to-date character appraisal	%	H	6.70%	6.60%	20%	↓	No
				<b>Explanation:</b> - Performing 13.4% below target. Progress is being slowly made to undertake Character Appraisals for two additional Conservation Areas within Sedgefield Borough by 2008/09 which will produce an outturn of 19.9%. A further Appraisal will hopefully be complete by the end 2008/09, subject to no unplanned interruptions.							
			CPA01	Number of grounds maintenance-related complaints received per 100,000 head of population	Per 100,000	H	1.1	1	2	↑	Yes
			LP101	Number of collections missed per 100,000 collections household waste	Per 100,000	H	19	17	11	↑	No
				<b>Explanation:</b> - Performing 6 missed collections under target. This figure was thought to have been influenced by operational difficulties. A verbal update will be provided at the meeting.							
<b>Objective: Improved design and quality of towns and villages</b>											
<input checked="" type="checkbox"/>			BV106	Percentage of new homes built on previously developed land	%	H	38.10%	31%	45%	↓	No
				<b>Explanation:</b> - Performing 14% under target. Housing completions in the Borough continue to be dominated by Greenfield development. However, the sites coming forward are within sustainable locations. The credit crunch is likely to result in a shift in housing delivery, whereby developers will focus on the easier sites to deliver. This is likely to see the majority of completions being Greenfield.							
<input checked="" type="checkbox"/>		<input checked="" type="checkbox"/>	BV109 (a)	Percentage of major Commercial and Industrial applications decided within 13 weeks	%	H	49.7%	50%	60%	↑	No
				<b>Explanation:</b> - Performing 10% below target. As a result of applications being referred to Government Office and delays in signing off s106 agreements. Alternative approaches are being investigated through the Planning Workstream DC sub-group.							

Key	CPA	LAA	Ref	Description	Value	DQ	Performance		Target 2007/2008	Trend	On target?
							2006/2007	2007/2008			
<b>Objective: Improved design and quality of towns and villages</b>											
<input checked="" type="checkbox"/>	<input checked="" type="checkbox"/>		BV109 (b)	Percentage of minor Commercial and Industrial applications decided within 8 weeks	%	H	72.2%	78.1%	75%	↑	Yes
<input checked="" type="checkbox"/>	<input checked="" type="checkbox"/>		BV109 (c)	Percentage of all other applications decided within 8 weeks	%	H	87.4%	89.5%	91%	↑	No
				<b>Explanation:</b> - Performing 1.5% below target, however well above the national target of 80%. Additional reports are to be produced to help line managers monitor and identify applications which are about to expire.							
			BV199 (d)	The year-on-year reduction in total number of incidents and increase in total number of enforcement actions taken to deal with 'fly-tipping'	Grade	H	Grade 1	*	Grade 1	N/A	N/A
			BV200 (a)	Did the local planning authority submit the Local Development Scheme (LDS) by 28th March 2005 and thereafter maintain a 3-year rolling programme?	Yes/ no	H	Yes	Yes	Yes	↑	Yes
			BV200 (b)	Has the local planning authority met the milestones which the current Local Development Scheme (LDS) sets out?	Yes/ no	H	No	No	Yes	↔	No
				<b>Explanation:</b> - Local Government Reorganisation has led to the partial suspension of core planning documents. Work will commence over the summer on the new authority's LDS which is to be submitted end of September.							
			BV204	The percentage of appeals allowed against the authority's decision to refuse on planning applications	%	H	40%	28.6%	25%	↑	No
				<b>Explanation:</b> - Performing 3.6% under target as a result of 2 out of 7 appeals being upheld during this period. However, the number of appeals allowed is below the national average of 34%.							
			BV216 (a)	Number of 'sites of potential concern' [within the local authority area], with respect to land contamination	No.	H	3,079	3,079	TBE	N/A	N/A
				<b>Explanation for BV 216 (a) and (b):</b> - No targets were set for these indicators as baseline was not considered to last. Site prioritisation software has been purchased. Initial prioritisation of Council owned sites has taken place. There are 50 sites that require further discussion to prioritise site investigation.							
			BV216 (b)	Number of sites for which sufficient detailed information is available to decide whether remediation of the land is necessary, as a percentage of all 'sites of potential concern'	No.	H	2	2	TBE	N/A	N/A
			BV217	Percentage of pollution control improvements to existing installations completed on time	%	H	100%	100%	100%	↑	Yes

N/A – Not applicable TBE – to be established

\* Figure was not available at the time this report was produced, awaiting figure to be confirmed by DEFRA

Key	CPA	LAA	Ref	Description	Value	DQ	Performance		Target 2007/2008	Trend	On target?
							2006/2007	2007/2008			
<b>Objective: Improved design and quality of towns and villages</b>											
			BV205	The local authority's score against a 'quality of planning services' checklist	%	H	83%	83%	83%	↔	Yes
			LPI24	Average time taken to determine all planning applications	Days	H	64	52	60	↑	Yes
			LPI25	Average time to process standard land searches	Days	H	4.26	4.89	7	↓	Yes
			LPI31	Percentage of all applications determined within 8 weeks	%	H	80.4%	83.1%	80%	↑	Yes
			LPI32	Percentage of applicants considering building control service very good or better	%	H	88%	95%	88%	↑	Yes
			LPI34	Percentage of building control plans approved / responded to within three weeks	%	H	86.5%	87%	88%	↓	No
			LPI35	Percentage of complaints relating to alleged breach of Planning Control resolved within 12 weeks	%	H	84.2%	80.5%	75%	↑	Yes
			LPI39	The percentage of decisions delegated to officers as a proportion of all decisions	%	H	90.5%	92.9%	90%	↑	Yes
	<input checked="" type="checkbox"/>		LPI43	Standard land searches completed within 10 days	%	H	98.12%	97.54%	98%	↓	No
<b>Objective: Increased involvement in cultural activities</b>											
			BV170 (a)	Number of visits / usages to museums per 1,000 population	Per 1,000	H	1,933	2,247	2,030	↑	Yes
			BV170 (b)	Number of visits in person per 1,000 population – museum	Per 1,000	H	1,573	1,688	1,652	↑	Yes
			BV170 (c)	Number of pupils visiting museums in organised school groups	No.	H	2,147	3,356	3,000	↑	Yes
	<input checked="" type="checkbox"/>		CPA02	Number of people spectating or participating in a cultural activity	No.	H	15,985	14,339	14,000	↓	Yes
			LPI56	Percentage of visitors satisfied with Locomotion	%	L	95%	94%	70%	↓	Yes

# Item 5

## PROSPEROUS AND ATTRACTIVE BOROUGH OVERVIEW & SCRUTINY COMMITTEE

8 JULY 2008

### REPORT OF CHAIRMAN OF THE COMMITTEE

#### WORK PROGRAMME

##### SUMMARY

This report sets out the Committee's current Work Programme for consideration and review.

##### RECOMMENDATIONS

1. That the Committee's Work Programme be reviewed.

##### DETAIL

1. In accordance with Overview & Scrutiny Procedure Rule 8 of the Council's Constitution, Overview & Scrutiny Committees are responsible for setting their own work programme.
2. Each Overview & Scrutiny Committee should agree a realistic, achievable and considered work programme on the understanding that, from time to time, more urgent or immediate issues may require scrutiny. Issues may, for example, be raised by Cabinet reports, Members' constituency business or be referred to Scrutiny by Cabinet in advance of a Cabinet decision.
3. The current Work Programme for this Committee is appended to the report which details:-
  - Scrutiny Reviews currently being undertaken.
  - Scrutiny review topics held in reserve for future investigation.
  - A schedule of items to be considered by the Committee for the period to 31<sup>st</sup> March 2009.
4. **Scrutiny Review**

The Committee should aim to undertake a small number of high quality reviews that will make a real difference to the work of the Authority, rather than high numbers of reviews on more minor issues. Overview & Scrutiny Committees should normally aim to undertake two reviews concurrently. Any additional review topics that have been agreed by Members will be placed on a reserve list and as one review is completed the Committee will decide on which review should be undertaken next.

A workshop was held for Overview & Scrutiny Members on 20<sup>th</sup> February 2008 to discuss the role of the Committees within the period leading to the establishment of a new Unitary Council in April 2009. One element of the workshop was to consider a number of options for undertaking scrutiny reviews

within this period. Members supported undertaking a State of the Borough Review, which would look at achievements within each of the Council's ambitions. The Review would provide a benchmark for future assessment, highlight areas for improvement and make recommendations to the new council where appropriate.

It was proposed that Overview & Scrutiny Committees establish Review Groups to examine each of the Council's ambitions as follows:-

<b>Committee</b>	<b>Review Groups</b>
Healthy Borough with Strong Communities O&S Cttee	<ul style="list-style-type: none"><li>• Healthy Borough Review Group</li><li>• Strong Communities Review Group</li></ul>
Prosperous and Attractive Borough O&S Cttee	<ul style="list-style-type: none"><li>• Prosperous Borough Review Group</li><li>• Attractive Borough Review Group</li></ul>

The final reports from each of these reviews would be combined to form a single State of the Borough report.

#### **5. Business for Future Meetings**

The Committees Work Programme for the period leading to the establishment of a new Unitary Council in April 2009 is attached for consideration.

Members are requested to review the Committee's Work Programme and identify, where necessary, issues that they feel should be investigated by the Committee. The Work Programme will need to be carefully managed to ensure that the most important issues are considered in the limited time available.

It will not always be possible to anticipate all reports which will need to be considered by an Overview & Scrutiny Committee and therefore a flexible approach will need to be taken to work programming.

#### **6 FINANCIAL IMPLICATIONS**

None associated with this report.

#### **7 CONSULTATION**

**Contact Officers:** Jonathan Slee  
**Telephone No:** (01388) 816166 ext 4362  
**Email Address:** [jslee@sedgefield.gov.uk](mailto:jslee@sedgefield.gov.uk)

**Ward(s):** Not ward specific  
**Background Papers** None

**PROSPEROUS & ATTRACTIVE BOROUGH  
OVERVIEW & SCRUTINY COMMITTEE**

**WORK PROGRAMME**

**Ongoing Reviews**

*State of the Borough Review*

**Future Reviews**

There are currently no review topics identified by the Committee for future review. As one review is completed Members will decide which review should be undertaken next.

**ANTICIPATED ITEMS**

**2008/09 Municipal Year**

**23 September 2008**

- ***Overview and Scrutiny Review: The Council's Contribution to Reducing Economic Inactivity (Increasing Employability) - Progress on Action plan***
- ***Overview and Scrutiny Committee Review: Future Recycling Services Options – Progress on Action Plan***
- ***Building Control Service - Performance Update***
- ***The Provision of Conservation Area Appraisals – Performance update***

**4 November 2008**

- ***Half Yearly Performance Report***

**9 December 2008**

- ***Sedgefield Borough Council's Climate Change Strategy – Progress Update***
- ***Prosperous Borough Overview & Scrutiny Review Group Report***
- ***Attractive Borough Overview & Scrutiny Review Group Report***

**27 January 2009**

- ***No items identified***

**10 March 2009**

- ***No items identified***

This page is intentionally left blank